

Introductory sub-table (I)(a)

Name of the Company: CAPFIN INDIA LIMITED				
Scrip Code : DSE - 8985, JSEL : 832 , MPSEL : L0266, Name of the scrip : N.A , class of security: EQUITY				
Quarter ended: 31ST MARCH, 2015.				
Partly paid-up shares:-		No. of partly paid-up shares	As a % of total no. of partly paid-up shares	As a % of total no. of shares of the company
Held by promoter/promoter group		0	0	0
Held by public		0	0	0
	Total - D	0	0	0
Outstanding convertible securities:-		No. of outstanding securities	As a % of total no. of outstanding convertible securities	As a % of total no. of shares of the company, assuming full conversion of the convertible securities
Held by promoter/promoter group		0	0	0
Held by public		0	0	0
	Total - E	0	0	0
Warrants:-		No. of warrants	As a % of total no. of warrants	As a % of total no. of shares of the company, assuming full conversion of warrants
Held by promoter/promoter group		0	0	0
Held by public		0	0	0
	Total - F	0	0	0
Total paid-up capital of the company, assuming full conversion of warrants and convertible securities		2864700		

For CAPFIN INDIA LIMITED

(Authorised Signatory)

Statement Showing Shareholding Pattern

Category code	Category of Shareholder	Number of Shareholders	Table (I)(a)		Total shareholding as a percentage of total number of shares		Shares Pledged or otherwise encumbered		
			Total number of shares	Number of shares held in dematerialized form	As a percentage of (A+B) ¹	percentage of (A+B+C)	Number of shares	As a percentage	
									(IV)
(A)	Shareholding of Promoter and								
1	Indian								
(a)	Individuals/ Hindu Undivided Family								
		1	37900	37800	1.32	1.32	0	0.00	
(b)	Central Government/ State Government(s)	0	0	0	0.00	0.00	0	0.00	
(c)	Bodies Corporate	0	0	0	0.00	0.00	0	#DIV/0!	
(d)	Financial Institutions/ Banks	0	0	0	0.00	0.00	0	0.00	
(e)	Any Others(Specify)	0	0	0	0.00	0.00	0	0.00	
(e-i)	Directors & Their Relatives	3	87810	87810	3.07	3.07	0	0.00	
(e-ii)		0	0	0	0.00	0.00	0	0.00	
	Sub Total(A)(1)	4	125710	125610	4.39	4.39	0	0.00	
2	Foreign								
a	Individuals (Non-Residents Individuals/ Foreign Individuals)	0	0	0	0.00	0.00	0	0.00	
b	Bodies Corporate	0	0	0	0.00	0.00	0	0.00	
c	Institutions								
c-i	Qualified Foreign Investor-Individuals	0	0	0	0.00	0.00	0	0.00	
c-ii	Qualified Foreign Investor-Corporate	0	0	0	0.00	0.00	0	0.00	
d	Any Others(Specify)								
d-i		0	0	0	0.00	0.00	0	0.00	
	Sub Total(A)(2)	0	0	0	0.00	0.00	0	0.00	

For CAPFIN INDIA LIMITED

(Authorised Signatory)

	Total Shareholding of Promoter and Promoter Group (A)=(A)(1)+(A)(2)							
		4	125710	125610	4.39	4.39	0	0.00
(B)	Public shareholding							
1	Institutions							
(a)	Mutual Funds/ UTI	0	0	0	0.00	0.00	0	0.00
(b)	Financial Institutions / Banks	0	0	0	0.00	0.00	0	0.00
(c)	Central Government/ State Government(s)	0	0	0	0.00	0.00	0	0.00
(d)	Venture Capital Funds	0	0	0	0.00	0.00	0	0.00
(e)	Insurance Companies	0	0	0	0.00	0.00	0	0.00
(f)	Foreign Institutional Investors	0	0	0	0.00	0.00	0	0.00
(g)	Foreign Venture Capital Investors	0	0	0	0.00	0.00	0	0.00
(h)	Qualified Foreign Investor-Individuals	0	0	0	0.00	0.00	0	0.00
(i)	Qualified Foreign Investor-Corporate	0	0	0	0.00	0.00	0	0.00
(j)	Any Other (specify)				0.00	0.00	0	0.00
(j-i)		0	0	0	0.00	0.00	0	0.00
	Sub-Total (B)(1)	0	0	0	0.00	0.00	0	0.00
B 2	Non-institutions							
(a)	Bodies Corporate	10	462900	318400	16.16	16.16	0	0.00
(b)	Individuals				0.00	0.00	0	0.00
I	Individuals -i. Individual shareholders holding nominal share capital up to Rs 1 lakh	525	620500	54994	21.66	21.66	0	0.00
II	ii. Individual shareholders holding nominal share capital in excess of Rs. 1 lakh.	76	1646390	563500	57.47	57.47	0	0.00
(c)	Any Other (specify)							
(c-i)	Clearing Member	0	0	0	0.00	0.00	0	0.00
(c-ii)	Non Resident Indians (Repat)	0	0	0	0.00	0.00	0	0.00
(c-iii)	Non Resident Indians (Non Repat)	0	0	0	0.00	0.00	0	0.00
(c-iv)	Directors / Relatives	0	0	0	0.00	0.00	0	0.00
(c-v)	Qualified Foreign Investor-Individuals	0	0	0	0.00	0.00	0	0.00
(c-vi)	Qualified Foreign Investor-Corporate	0	0	0	0.00	0.00	0	0.00
(d)	Hindu Undivided Families	1	9200	0	0.00	0.00	0	0.00

For CAPFIN INDIA LIMITED

(Authorised Signatory)


	Sub-Total (B)(2)	612	2738990	936894	95.61	95.61	0	0.00
(B)	Total Public Shareholding (B)= (B)(1)+(B)(2)	612	2738990	936894	95.61	95.61	0	0.00
	TOTAL (A)+(B)	616	2864700	1062504	100.00	100.00	0	0.00
(C)	Shares held by Custodians and against which Depository Receipts have been issued							
1	Promoter and Promoter Group	0	0	0	0	0.00	0	0.00
2	Public	0	0	0	0	0.00	0	0
	Sub-Total (C)	0	0	0		0	0	0
	GRAND TOTAL (A)+(B)+(C)	616	2864700	1062504	100	100.00	0	0.00

For CAPFIN INDIA LIMITED


(Authorised Signatory)

Sr.No	Notes
1	
2	
3	
4	
5	
6	
7	
8	
9	

For CAPFIN INDIA LIMITED


(Authorised Signatory)

(I)(b) Statement showing holding of securities (including shares, warrants, convertible securities) of persons belonging to the category "Promoter and Promoter Group"

Sr. No.	Name of the shareholder	Details of Shares held		Encumbered shares (*)			Details of warrants		Details of convertible securities		Total shares (including underlying shares assuming full conversion of warrants and convertible securities) as a % of diluted share capital
		Number of shares held	As a % of grand total (A)+(B)+(C)	No.	As a percentage	As a % of grand total (A)+(B)+(C) of sub-clause (I)(a)	Number of warrants held	As a % total number of warrants of the same class	Number of convertible securities held	As a % total number of convertible securities of the same class	
(I)	(II)	(III)	(IV)	(V)	(VI)=(V)/(III)*100	(VII)	(VIII)	(IX)	(X)	(XI)	(XII)
1	PIYUSH KUMAR	37900	1.32	0	0.00	0.00	0	0	0	0	1.32
2	SARITA DEVI	10000	0.35	0	0.00	0.00					0.35
3	MEENA AGARWAL	28010	0.98	0	0.00	0.00					0.98
4	KASHMERI DEVI	49800	1.74	0	0.00	0.00					1.74
5						0.00					
6						0.00					
7						0.00					
8						0.00					
9						0.00					
10						0.00					
11						0.00					
TOTAL		125710	4.39	0	0.00	0.00	0	0	0	0	4.39


(*) The term "encumbrance" has the same meaning as assigned to it in regulation 28(3) of the SAST Regulations, 2011

For CAPFIN INDIA LIMITED

(Authorised Signatory)

(I)(c)(ii) Statement showing holding of securities (including shares, warrants, convertible securities) of persons (together with PAC) belonging to the category "Public" and holding more than 5% of the total number of shares of the company

Sr. No.	Name(s) of the shareholder(s) and the Persons Acting in Concert (PAC) with - them	Number of shares	Shares as a percentage of total number of shares {i.e., Grand Total (A)+(B)+(C) indicated in Statement at para (I)(a) above}	Details of warrants		Details of convertible securities		Total shares (including underlying shares assuming full conversion of warrants and convertible securities) as a % of diluted share capital
				Number of warrants	As a % total number of warrants of the same class	Number of convertible securities held	% w.r.t total number of convertible securities of the same class	
1	Focus Stock Brokers Ltd	192600	6.72	0	0	0	0	0
2		0	0.00	0	0	0	0	0
3		0	0.00	0	0	0	0	0
4		0	0.00	0	0	0	0	0
			0.00	0	0	0	0	0
			0.00	0	0	0	0	0
			0.00					
			0.00					
			0.00					
			0.00					
TOTAL		192600	6.72	0	0	0	0	0

For CAPFIN INDIA LIMITED

 (Authorised Signatory)

(I)(d) Statement showing details of locked-in shares

Sr. No.	Name of the shareholder	Number of locked-in shares	Locked-in shares as a percentage of total number of shares {i.e., Grand Total (A)+(B)+(C) indicated in Statement at para (I)(a) above}
1			0.00
2			0.00
3			0.00
4			0.00
5			0.00
6			0.00
7			0.00
8			0.00
9			0.00
TOTAL		0	0.00

For CAPEIN INDIA LIMITED


(Authorised Signatory)

(II)(a) Statement showing details of Depository Receipts (DRs)

Sr. No.	Type of outstanding DR (ADRs, GDRs, SDRs, etc.)	Number of outstanding DRs	Number of shares underlying outstanding DRs	Shares underlying outstanding DRs as a percentage of total number of shares {i.e., Grand Total (A)+(B)+(C) indicated in Statement at para (I)(a) above}
1				0.00
2				0.00
3				0.00
4				0.00
5				0.00
6				0.00
7				0.00
8				0.00
9				0.00
TOTAL		0	0	0.00


For CAPFIN INDIA LIMITED

(Authorised Signatory)

(II)(b) Statement showing holding of Depository Receipts (DRs), where underlying shares held by "promoter/promoter group" are in excess of 1% of the total number of shares

Sr. No.	Name of the DR Holder	Type of outstanding DR (ADRs, GDRs, SDRs, etc.)	Number of shares underlying outstanding DRs	Shares underlying outstanding DRs as a percentage of total number of shares {i.e., Grand Total (A)+(B)+(C) indicated in Statement at para (I)(a) above}
1				0.00
2				0.00
3				0.00
4				0.00
5				0.00
6				0.00
7				0.00
8				0.00
9				0.00
TOTAL			0	0.00

For CAPFIN INDIA LIMITED


(Authorised Signatory)